





Junior Women Wakeboard Final results

Homologation: 2 Stars (National)

	Name	Country	Categ.	Score	Execution	Intensity	Composition	Q
1	Buyanova Dara	LAT 	Jun F	44,44	15,54	14,47	14,43	
2	Janakova Dasa	LAT 	Jun F	30,00	9,99	10,02	9,99	





Junior Men Wakeboard Final results

Homologation: 2 Stars (National)

	Name	Country	Categ.	Score	Execution	Intensity	Composition	Q
1	Baltausis Valters	LAT 	Jun M	58,89	19,98	20,04	18,87	
2	Nartiss Jekabs	LAT 	Jun M	25,00	8,33	8,35	8,33	





Over 30 Master Men Wakeboard Final results

Homologation: 2 Stars (National)

	Name	Country	Categ.	Score	Execution	Intensity	Composition	Q
1	Kruze Oskars	LAT 	O30 M	58,89	19,43	20,04	19,43	
2	Greizis Normunds	LAT 	O30 M	55,00	18,32	18,37	18,32	
3	Alberts Janis	LAT 	O30 M	50,56	16,65	17,26	16,65	
4	Bobrovnikov Boris	GBR 	O30 M	33,33	9,99	11,13	12,21	

Open Women Wakeboard Final results

Homologation: 2 Stars (National)

	Name	Country	Categ.	Score	Execution	Intensity	Composition	Q
1	Morgan Haakma	NZL 	Ope F	63,78	20,54	22,49	20,76	
2	Kavvada Alexandra	GRE 	Ope F	61,34	19,98	21,26	20,09	
3	Kruze Alise	LAT 	Ope F	59,89	19,98	20,04	19,87	
4	Sapountzoglou Mia Anastasia	GRE 	Ope F	27,55	9,99	8,91	8,66	

Open Men Wakeboard Final results

Homologation: 2 Stars (National)

	Name	Country	Categ.	Score	Execution	Intensity	Composition	Q
1	Linavskis Roberts	LAT 	Ope M	86,44	28,75	28,95	28,75	
2	Purklavs Matiss	LAT 	Ope M	62,66	21,65	19,48	21,53	
3	Alevras Emmanuel Manos	GRE 	Ope M	47,11	15,43	16,14	15,54	

Chief Judge

Homologator

Scorer