









Junior Women Wakeboard Final results

Homologation: 2 Stars (National)

	Name	Country	Categ.	Score	Execution	Intensity	Composition	Q
1	Elizabete Bite	LAT 	Jun F	59,78	21,09	20,04	18,65	
2	Sofija Ratnikova	LAT 	Jun F	49,45	17,21	17,26	14,99	
3	Nina Bain	LAT 	Jun F	41,22	13,99	14,47	12,77	
4	Dara Buyanova	LAT 	Jun F	35,00	11,66	12,25	11,10	
5	Dasa Janakova	LAT 	Jun F	28,89	9,99	8,91	9,99	
6	Lote Bogomazova	LAT 	Jun F	22,22	8,10	7,13	6,99	





Junior Men Wakeboard Final results

Homologation: 2 Stars (National)

	Name	Country	Categ.	Score	Execution	Intensity	Composition	Q
1	Valters Baltausis	LAT 	Jun M	68,78	22,76	23,38	22,64	
2	Aleksei Bain	LAT 	Jun M	41,11	14,43	13,36	13,32	

Over 30 Master Men Wakeboard Final results

Homologation: 2 Stars (National)

	Name	Country	Categ.	Score	Execution	Intensity	Composition	Q
1	Oskars Kruze	LAT 	O30M	54,78	17,43	19,26	18,09	
2	Girts Kilpe	LAT 	O30M	50,33	16,10	17,37	16,87	
3	Normunds Greizis	LAT 	O30M	49,00	15,54	17,70	15,76	
4	Boris Bobrovnikov	GBR 	O30M	43,78	14,43	14,70	14,65	





Open Women Wakeboard Final results

Homologation: 2 Stars (National)

	Name	Country	Categ.	Score	Execution	Intensity	Composition	Q
1	Morgan Haakma	NZL 	Ope F	80,78	26,53	27,05	27,20	
2	Alise Kruze	LAT 	Ope F	75,56	25,42	25,72	24,42	
3	Justine Zonne	LAT 	Ope F	54,56	17,43	19,15	17,98	

Open Men Wakeboard Final results

Homologation: 2 Stars (National)

	Name	Country	Categ.	Score	Execution	Intensity	Composition	Q
1	Ulises Ceballos	ESP 	Ope M	91,55	31,97	30,28	29,30	
2	Karlis Kruze	LAT 	Ope M	40,33	13,54	13,36	13,43	
3	Janis Alberts	LAT 	Ope M	30,89	10,88	11,69	8,33	
4	Bogomazovs Atis	LAT 	Ope M	0,11	0,11			