








**Junior Women Wakeboard Results**

Homologation: National events

	Name	Country	Categ.	Qualifications	Final
1	Alberta Agneta	LAT 	Jun F	38.89	48.89
2	Grinsteine Nikola	LAT 	Jun F	42.78	45.00
3	Ratnikova Sofija	LAT 	Jun F	20.00	38.33
4	Bain Nina	RUS 	Jun F	9.44	28.33




**Junior Men Wakeboard Results**

Homologation: National events

	Name	Country	Categ.	Qualifications	Final
1	Telnovs Aleksis	LAT 	Jun M	52.22	60.56
2	Baltausis Valters	LAT 	Jun M	26.67	38.89
3	Maizenbergs Ilja	LAT 	Jun M	14.44	27.22




**Open Women Wakeboard Results**

Homologation: National events

	Name	Country	Categ.	Qualifications	Final
1	Kruze Alise	LAT 	Ope F	74.44	80.22
2	Kruze Dzintra	LAT 	Ope F	53.33	49.45
3	Bogomazova Simona	LAT 	Ope F	11.67	10.44






**Open Men Wakeboard Results**

Homologation: National events

	Name	Country	Categ.	Qualifications	Final
1	Zalpeteris Janis	LAT 	Ope M	73.00	72.22
2	Linavskis Roberts	LAT 	Ope M	71.99	60.55
3	Bogomazovs Atis	LAT 	Ope M	59.67	52.22

**Over 30 Master Men Wakeboard Results**

Homologation: National events

	Name	Country	Categ.	Qualifications	Final
1	Kruze Oskars	LAT 	O30 M	58.89	58.33
2	Alberts Janis	LAT 	O30 M	62.22	51.11
3	Girts Kilpe	LAT 	O30 M	24.45	50.56
4	Greizis Normunds	LAT 	O30 M	37.77	45.55
5	Grislis Oskars	LAT 	O30 M	46.67	37.78